




MOSTOSTAL
SCAFFOLDING
FORMWORK

MOBILE SCAFFOLDING

CATALOGUE



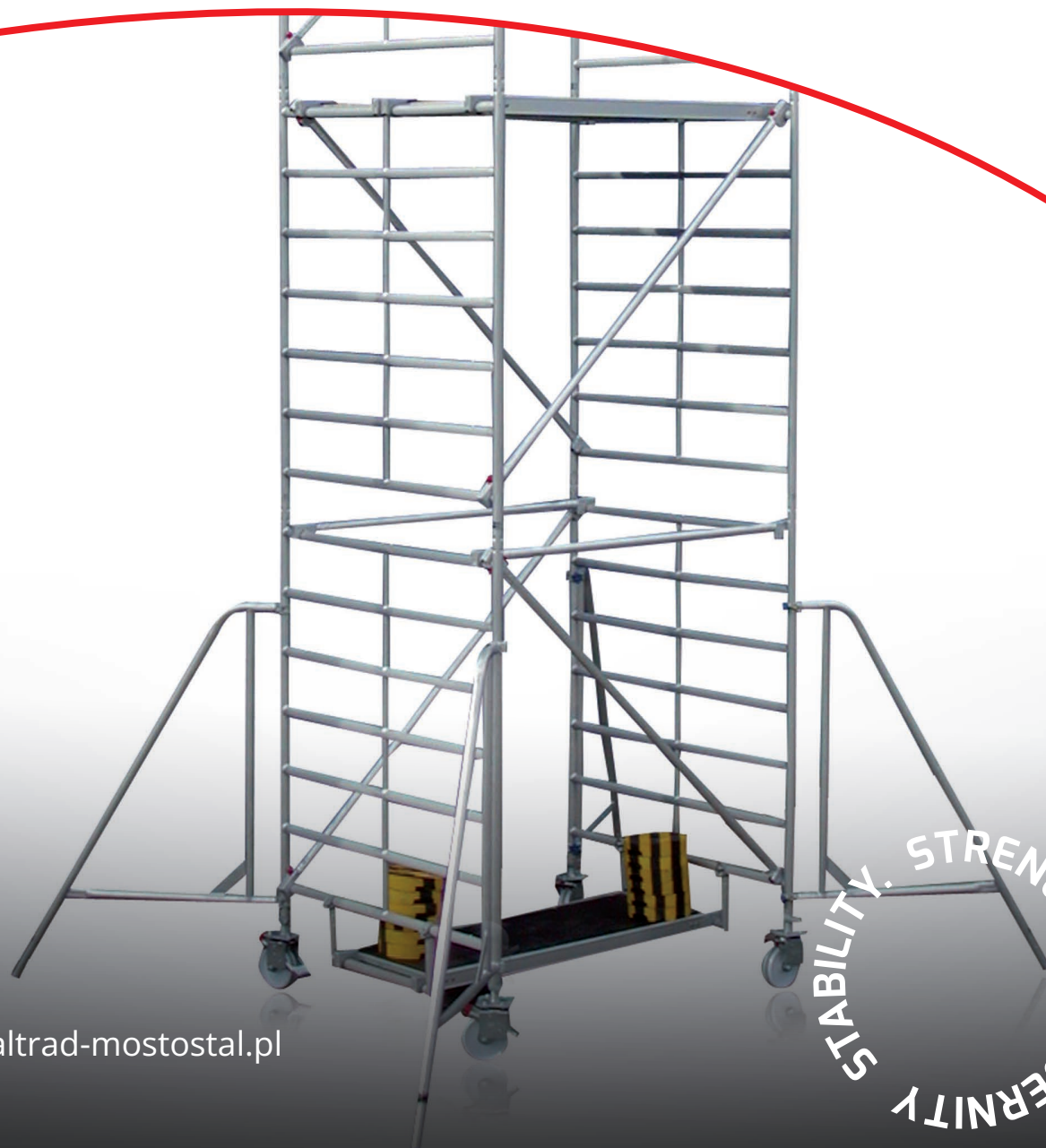
STABILITY. STRENGTH
MODERNITY



MOSTOSTAL
SCAFFOLDING
FORMWORK

MOBILE SCAFFOLDING

CATALOGUE



www.altrad-mostostal.pl

STABILITY. STRENGTH
MODERNITY

TABLE OF CONTENTS

1. Introduction	6
2. List of components	7
3. MP Mini scaffolding	12
4. MP 600 scaffolding	14
5. MP 800 scaffolding	16
6. MP 1000 scaffolding	18
7. MP 2000 scaffolding	21
8. Localization of Altrad-Mostostal	24

1. INTRODUCTION



MP MINI, MP 600, MP 800, MP 1000, MP 2000 mobile scaffolding is used during the internal and external construction and assembly works. In particular, their applications include installation, finishing works and works connected with protection against corrosion. The individual mobile scaffolding series can use the typical system components to develop the existing series. By using the self-clamping clips you can assemble, disassemble and alter the scaffolding without any auxiliary tools – quickly and efficiently.

High-quality aluminium makes the whole mobile scaffolding group light and extremely durable. Castors of the diameter of 200 mm and 125 mm ensure the scaffolding is easy to manoeuvre. When the scaffolding is placed in the desired location you can lock it with the foot brake. What's more, the base jacks are used to precisely set the structure and level it thoroughly. The versatile and telescopic mobile beams and supports ensure the scaffolding is stable.

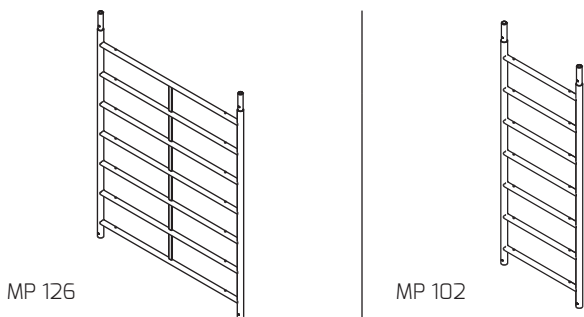
Aluminium frames consist of spokes. The ribbed spokes protect installers when they climb the scaffolding. The frame structure allows you to install the platforms by building modules of 27.5 cm over the entire scaffolding height to significantly facilitate the adjustment of working height. The disassembled scaffolding requires little space for storage and transport.

Scaffolding type	Platform dimensions (m)	Working platform height (m)	Working platform useful load (kN/m ²)
MP MINI	1.80x0.75	0.90-3.53	2
MP 600	1.80x0.75	2.32-5.07	2
MP 800	1.80x1.50	2.17-11.80	2
MP 1000	2.80x0.75	2.32-11.95	2
MP 2000	2.85x1.50	2.17-10.85	2

As a scaffolding industry leader ALTRAD-MOSTOSTAL also offers MOSTOSTAL Plus frame systems and ROTAX Plus modular systems as well as MIDI BOX, MIDI BOX Plus wall formwork and ceiling formwork – conventional and ALUstrop ceiling system.

2. LIST OF COMPONENTS

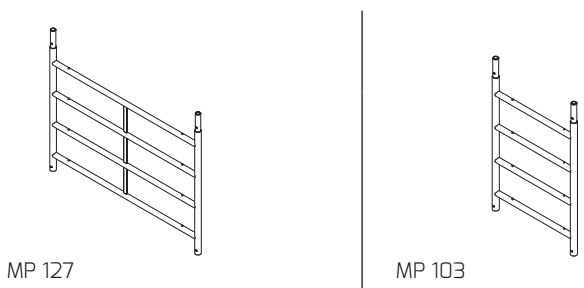
■ 1. Load-bearing frame, MP-126 and MP-102



A vertical aluminium load-bearing frame to attach platforms and braces, with the non-slip spokes with the ribbed surface that protect and securely support the person climbing the scaffolding. Spokes spaced on the frame every 27.5 cm.

Index	Dimensions (m)	Weight (kg)	For series
MP 126	2.00x1.50	13.25	MP 800 MP 2000
MP 102	2.00x0.75	8.65	MP 600 MP 1000 MP 2000

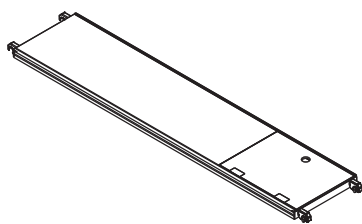
■ 2. Front frame, MP-127 and MP-103



A vertical aluminium load-bearing frame to attach platforms and braces, with the non-slip spokes with the ribbed surface that protect and securely support the person climbing the scaffolding. Spokes spaced on the frame every 27.5 cm.

Index	Dimensions (m)	Weight (kg)	For series
MP 127	1.10x1.50	7.77	MP 800 MP 2000
MP 103	1.10x0.75	5.20	MP 600 MP 1000

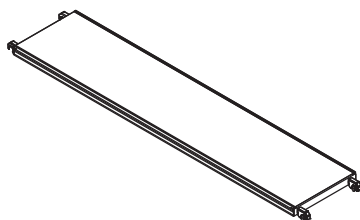
■ 3. Access platform with a hatch, MP-104 and MP-117



An access platform with a hatch made of the aluminium frame covered with the multi-layered waterproof plywood with the non-slip surface. Ensures smooth vertical traffic on the scaffolding levels. Installed on the frame spokes with the latch connector.

Index	Dimensions (m)	Weight (kg)	For series
MP 104	2.85x0.61	20.80	MP 1000 MP 2000
MP 117	1.80x0.61	14.30	MP 600 MP 800

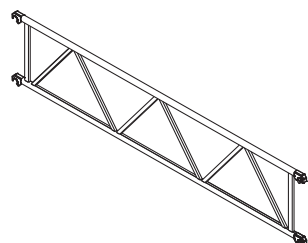
■ 4. Aluminium platform with plywood, MP-115 and MP-129



An aluminium and plywood platform made of the aluminium frame covered with the multi-layered waterproof plywood with the non-slip surface. Additional working platform. Installed on the frame spokes with the latch connector.

Index	Dimensions (m)	Weight (kg)	For series
MP 115	2.85x0.61	19.15	MP 2000
MP 129	1.80x0.61	12.30	MP 800

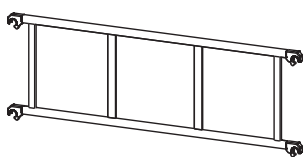
■ 5. Railing girder, MP-105



Used to protect the work station on the highest scaffolding level. Installed on the vertical frame spokes with the latch connectors.

Index	Dimensions (m)	Weight (kg)	For series
MP 105	2.85	8.00	MP 1000 MP 2000

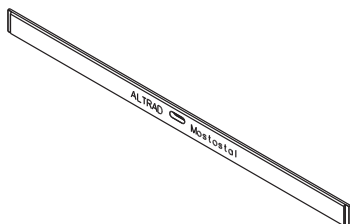
■ 6. Double railing, MP-120



Protects you on the highest scaffolding level. Stiffens the scaffolding structure.

Index	Dimensions (m)	Weight (kg)	For series
MP 120	1.80	5.23	MP 600 MP 800


■ 7. Longitudinal toe board, MP-110 and MP-119



A wooden toe board painted with the alkyd paint. Protects the scaffolding from the longer structure side.

Index	Dimensions (m)	Weight (kg)	For series
MP 110	2.85	6.68	MP 1000 MP 2000
MP 119	1.80	4.12	MP MINI MP 600 MP 800

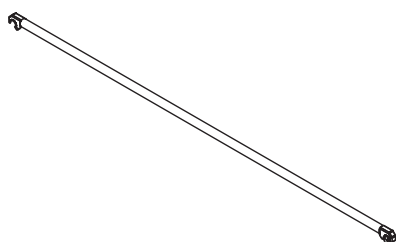
■ 8. Transverse toe board, MP-124 and MP-111



Protects the working platform from the front side. Wooden, painted with the alkyd paint, fitted with the steel hardware that ensures installation without any further fastening.

Index	Dimensions (m)	Weight (kg)	For series
MP 124	1.50	3.79	MP 800 MP 2000
MP 111	0.75	2.10	MP MINI MP 600 MP 1000

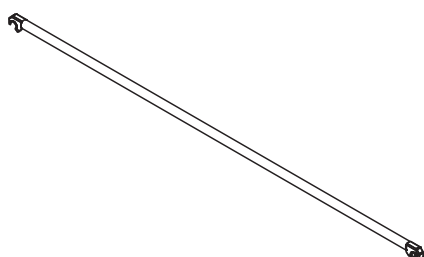
■ 9. Horizontal brace (railing), MP-107 and MP-135



Used as a railing protecting persons climbing the scaffolding. Latch connectors provided on both sides grip the vertical ladder spokes tightly. Blue latch ensures easy component identification.

Index	Dimensions (m)	Weight (kg)	For series
MP 107	2.85	2.75	MP 1000 MP 2000
MP 135	1.80	1.96	MP MINI MP 600 MP 800

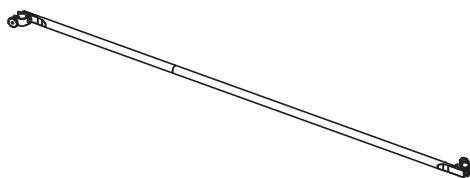
■ 10. Vertical diagonal, MP-109 and MP-113



Vertical diagonals 3.29 m and 2.44 m long stiffen the scaffolding vertically. They are installed on the opposite frame spokes with the red easily identifiable latch connectors.

Index	Dimensions (m)	Weight (kg)	For series
MP 109	3.29	3.08	MP 1000 MP 2000
MP 113	2.44	2.44	MP MINI MP 600 MP 800

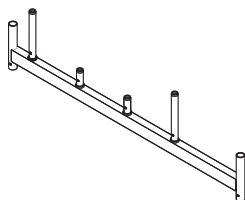
■ 11. Horizontal diagonal, MP-122 and MP-118



Used to stiffen the scaffolding horizontally. Installed on the opposite frames with the half connectors.

Index	Dimensions (m)	Weight (kg)	For series
MP 122	2.95	7.60	MP 1000
MP 118	1.95	5.58	MP MINI MP 600

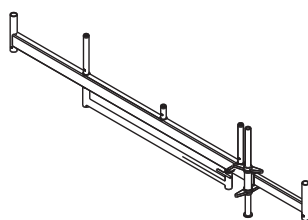
■ 12. Mobile scaffolding guide beam, MP-101



Evenly distributes the load of the whole frame structure, platforms and braces on the mobile scaffolding wheels.

Index	Dimensions (m)	Weight (kg)	For series
MP 101	1.80	16.20	MP 600 MP 1000

■ 13. Telescopic mobile scaffolding guide beam, MP-128



The arms of the mobile scaffolding guide beam can be slightly extended on one side even if the scaffolding is assembled due to the support installed at the sufficient height. The telescopic mobile scaffolding guide beam makes the higher scaffolding more stable.

Index	Dimensions (m)	Weight (kg)	For series
MP 128	2.44 - 3.31	46.70	MP 2000

■ 14. Support, MP-131 and MP-130



Aluminium supports 1.50 m long installed to the vertical frame 1.50 m wide with the connectors. Ensure the higher scaffolding is stable.

Index	Dimensions (m)	Weight (kg)	For series
MP 131	1.50	7.80	MP 800
MP 130	1.50	7.50	MP 1000

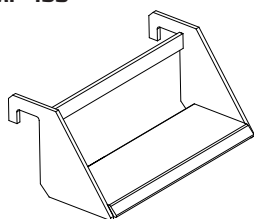
■ 15. Ballast foot, MP-147



Fastened to the MP-130 support. Used to place ballasts.

Index	Dimensions (m)	Weight (kg)	For series
MP 147	—	5.11	MP 1000

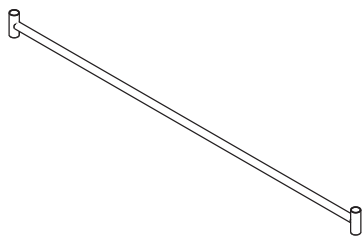
■ 16. Bottom step MP-153



Fastened to the mobile scaffolding guide beam.

Index	Dimensions (m)	Weight (kg)	For series
MP 153	—	1.71	MP 1000 MP 600

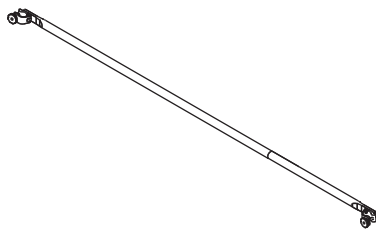
■ 17. Stiffening connector, MP-106 and MP-139



Installed on the opposite adjustable base jack pins, supported on the MP-101 mobile scaffolding guide beam.

Index	Dimensions (m)	Weight (kg)	For series
MP 106	2.85	10.0	MP 1000 MP 2000
MP 139	1.80	6.93	MP 600

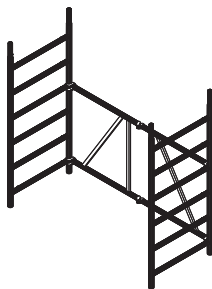
■ 18. Base connector, MP-125 and MP-121



A base connector is installed on the lowest opposite frames of the lower 0.75 m wide platform of the scaffolding.

Index	Dimensions (m)	Weight (kg)	For series
MP 125	2.85	7.35	MP 2000
MP 121	1.80	5.14	MP 600 MP 800

■ 19. Folding frame, MP-133



Double aluminium load-bearing frame included in the MP MINI set, folding, with the self-locking hinges. The ribbed spokes are used to adjust the platform and brace positions in 27.5 cm increments.

Index	Dimensions (m)	Weight (kg)	For series
MP 133	—	23.20	MP MINI

■ 20. Adjustable base jack with two nuts, MP-114



Used to compensate surface irregularities. The nuts protect the stiffening connector supported on the mobile scaffolding guide beam against possible disconnection.

Index	Dimensions (m)	Weight (kg)	For series
MP 114	0.80	5.90	MP 600 MP 1000 MP 2000

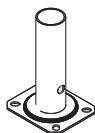
■ 21. Adjustable base jack with a nut and screw, MP-138



Used to compensate surface irregularities. Installed directly in the load-bearing frame.

Index	Dimensions (m)	Weight (kg)	For series
MP 138	0.80	5.32	MP 800 MP 2000

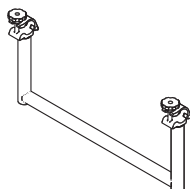
■ 22. Base jack, MP-137



100 x 85 mm stand with the pipe stud of the diameter of 36 mm, used for correct setting of scaffolding that does not require height adjustment.

Index	Dimensions [m]	Weight [kg]	For series
MP 137	0.15	0.45	MP MINI

■ 23. Lower platform frame, MP-108



A lower platform frame is installed on the vertical frame 1.50 m wide to install the platform that facilitates entering the scaffolding even if it is raised to the maximum on the wheels.

Index	Dimensions [m]	Weight [kg]	For series
MP 108	0.70	2.80	MP 800 MP 2000

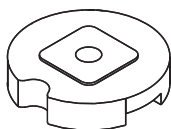
■ 24. Spring pin, MP-112



A spring pin installed through the frame holes protects the vertical frames against possible disconnection.

Index	Weight [kg]	For series
MP 112	0.07	MP MINI MP 600 MP 800 MP 1000 MP 2000

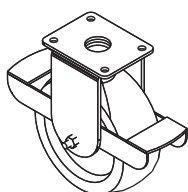
■ 25. Weight, MP-123



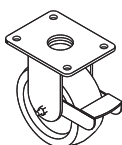
Used as a ballast for the MP 1000 and MP 2000 mobile scaffolding. Fast installation without any tools on the protruding pins of the MP-114 adjustable base jack. The number of weights depends on the conditions of use and scaffolding height.

Index	Weight [kg]	For series
MP 123	26.00	MP 600 MP 800 MP 1000 MP 2000

■ 26. Mobile scaffolding wheel, MP-116 and MP-136



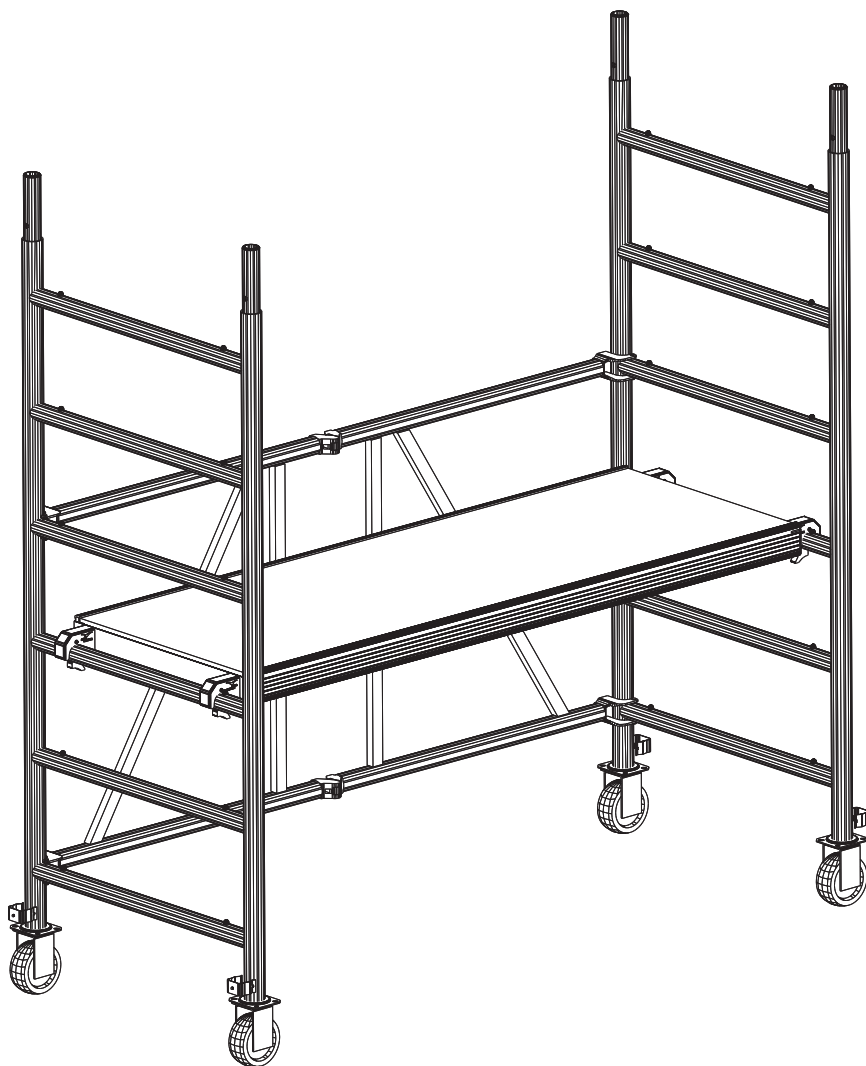
MP 116



MP 136

A mobile scaffolding castor with the foot brake. MP-116 wheel is used with the MP-114 or MP-138 base jack with two nuts and MP-136 wheel is used with the MP-137 base jack.

Index	Dimensions [m]	Weight [kg]	Obciążenie użytkowe [kg]	For series
MP 116	Ø 200	4.00	750	MP 600 MP 800 MP 1000 MP 2000
MP 136	Ø 125	1.20	300	MP MINI



Series MP **MINI**
working platform, 1.80 x 0.75 m

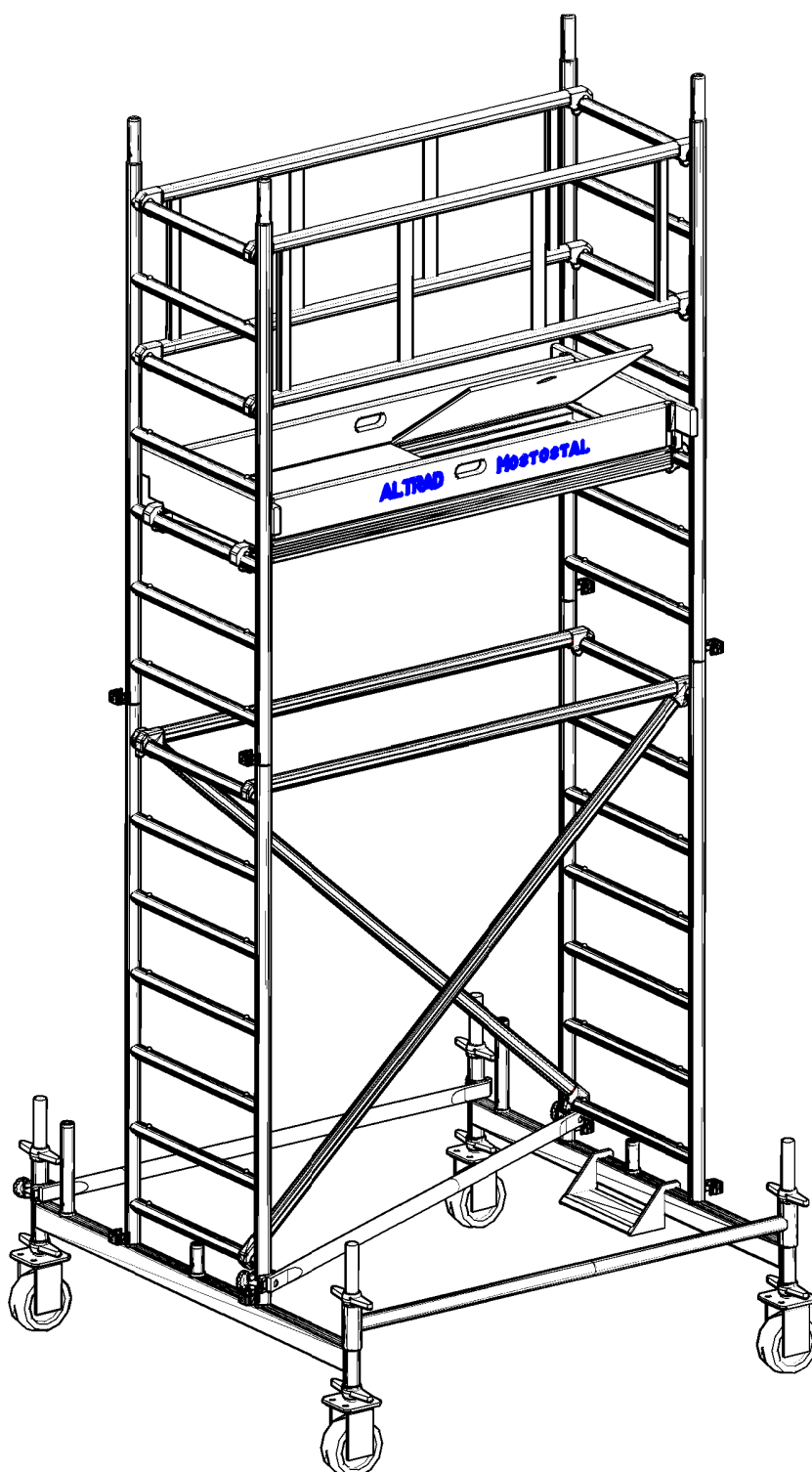
List of MP MINI components

An offer for those who does not consider a ladder as a sufficient or comfortable component any longer. Use this set to work safely and with pleasure at the height of up to 6 m (working height). The peculiar frame allows you to assemble the MP MINI in a very short time. Small dimensions and weight allow you to carry the scaffolding on station wagons.

Table 1. List of MP MINI components

Lp.	Symbol	Component name	MP MINI 601	MP MINI 602	MP MINI 603
1.	MP 136	Mobile scaffolding wheel, Ø125 mm	4	4	4
2.	MP 137	Base jack	4	4	4
3.	MP 101	Mobile scaffolding guide beam, 1.80 m	—	2	2
4.	MP 121	Base connector, 1.80 m	—	1	1
5.	MP 118	Horizontal diagonal, 1.95 m	—	1	1
6.	MP 133	MINI folding frame	1	2	3
7.	MP 112	Spring pin	4	12	16
8.	MP 113	Vertical diagonal, 2.44 m	—	—	2
9.	MP 117	Access platform with a hatch, 1.80 x 0.61 m	—	1	1
10.	MP 129	Aluminium platform with plywood, 1.80 x 0.61 m	1	—	—
11.	MP 119	Longitudinal toe board, 1.80 m	—	2	2
12.	MP 111	Transverse toe board, 0.75 m	—	2	2
13.	MP 135	Horizontal brace (railing), 1.80 m	—	2	4
Scaffolding weight [kg]			42.38	127.62	159.9
Working height [m]			2.90	3.88	5.53
Scaffolding height [m]			1.96	3.76	5.41
Maximum working platform height [m]			0.90	1.88	3.53

4. MP 600 SCAFFOLDING



Series MP 600
working platform, 1.80 x 0.75 m

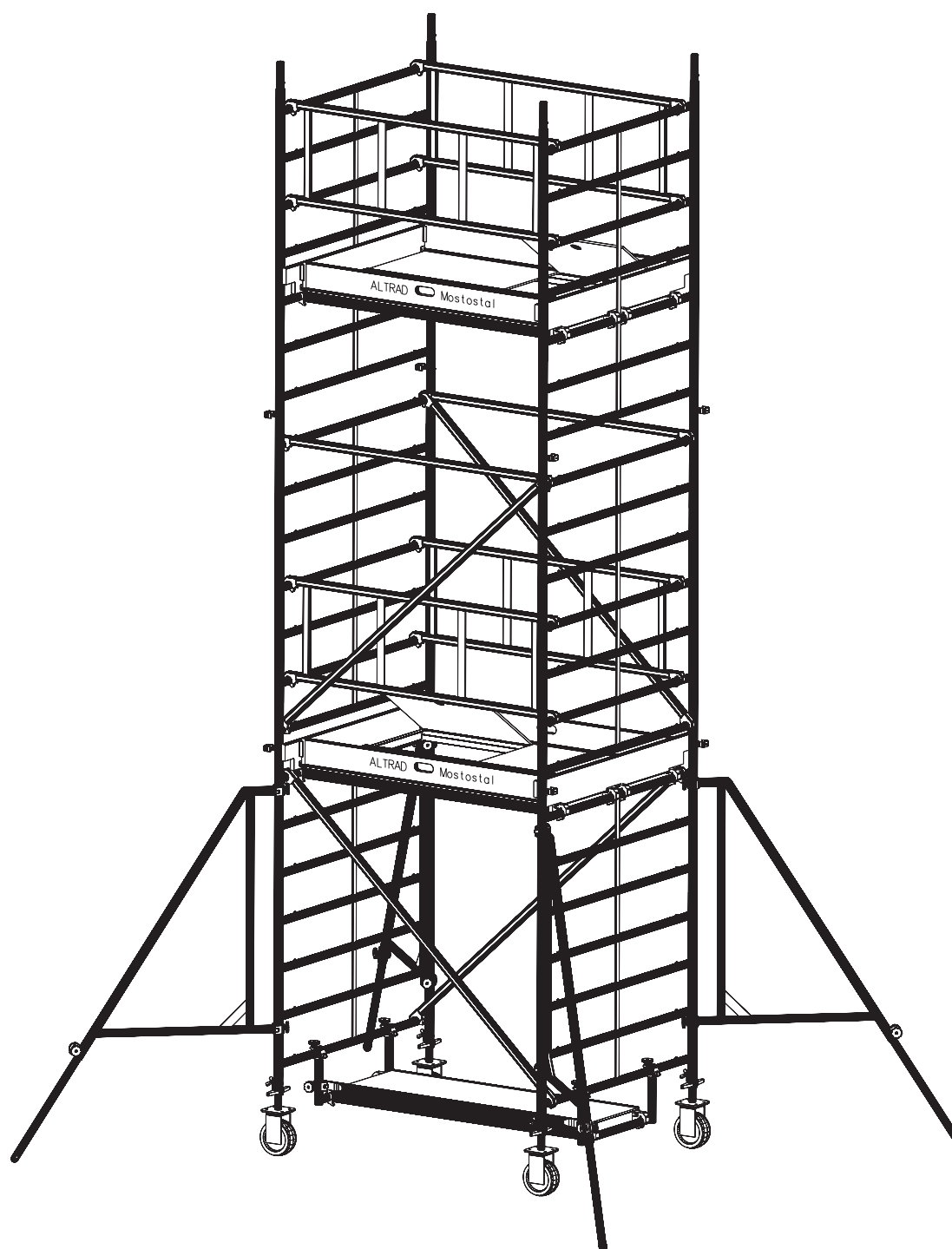
MP 600 scaffolding configurations

An ideal solution for those who do not need large working platforms (but the dimensions of 1.80 x 0.75 m are still fairly large). Exceptionally simple design, modern solutions, light individual components allow a single person to assemble this scaffolding within a couple of minutes. The MP 600 scaffolding size allows you to carry it on small trucks or vans.

Table 2. List of MP 600 components

Lp.	Symbol	Component name	MP 602	MP 603	MP 604	MP 605
1.	MP 116	Mobile scaffolding wheel, Ø200 mm	4	4	4	4
2.	MP 114	Adjustable base jack with two nuts	4	4	4	4
3.	MP 101	Mobile scaffolding guide beam, 1.80 m	2	2	2	2
4.	MP 121	Base connector, 1.80 m	1	1	1	1
5.	MP 118	Horizontal diagonal, 1.95 m	1	1	1	1
6.	MP 102	Load-bearing frame, 2.00 x 0.75 m	2	4	4	6
7.	MP 103	Front frame, 1.10 x 0.75 m	2	—	2	—
8.	MP 112	Spring pin	8	8	12	12
9.	MP 117	Access platform with a hatch, 1.80 x 0.61 m	1	1	2	2
10.	MP 111	Transverse toe board, 0.75 m	2	2	4	4
11.	MP 119	Longitudinal toe board, 1.80 m	2	2	4	4
12.	MP 120	Double railing, 1.80 m	2	2	4	4
13.	MP 139	Stiffening connector, 1.80 m	1	1	1	1
14.	MP 135	Horizontal brace (railing), 1.80 m	—	2	—	2
15.	MP 113	Vertical diagonal, 2.44 m	2	2	4	4
16.	MP 153	Bottom step	1	1	1	1
Scaffolding weight [kg]			162.42	173.24	222.08	232.90
Working height [m]			4.3	5.2	6.3	7.1
Scaffolding height [m]			3.7	4.5	5.6	6.4
Working platform height [m]			2.3	3.1	4.2	5.1

NOTE: The scaffolding height includes the wheels and the fully extended adjustable base jack.
The assumed mobile set height: H = 325 mm.



Series MP **800**
working platform, 1.80 x 1.50 m

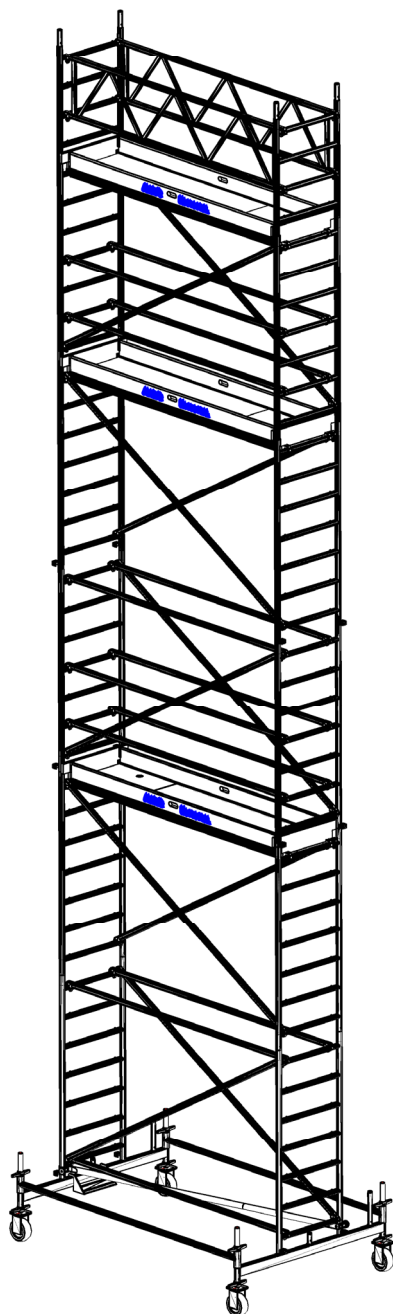
MP 800 scaffolding configurations

The MP 800 scaffolding made of aluminium, with the platform of 1.80 x 1.50 m, fitted with the supports that make the whole structure stable. The scaffolding is durable, light and easy to carry.

Table 3. List of MP 800 components

Lp.	Symbol	Component name	MP 802	MP 803	MP 804	MP 805	MP 806	MP 807	MP 808	MP 809	MP 810	MP 811	MP 812
1.	MP 116	Mobile scaffolding wheel, Ø200 mm	4	4	4	4	4	4	4	4	4	4	4
2.	MP 138	Adjustable base jack with a nut and screw	4	4	4	4	4	4	4	4	4	4	4
3.	MP 121	Base connector, 1.80 m	1	1	1	1	1	1	1	1	1	1	1
4.	MP 126	Load-bearing frame, 2.00 x 1.50 m	2	4	4	6	6	8	8	10	10	12	12
5.	MP 127	Front frame, 1.10 x 1.50 m	2		2		2		2		2		2
6.	MP 108	Lower platform frame, 0.7 m	2	2	2	2	2	2	2	2	2	2	2
7.	MP 112	Spring pin	4	4	8	8	12	12	16	16	20	20	24
8.	MP 131	Support	—	—	—	4	4	4	4	4	4	4	4
9.	MP 117	Access platform with a hatch, 1.80 x 0.61 m	1	1	2	2	2	2	3	3	3	3	4
10.	MP 129	Aluminium platform with plywood, 1.80 x 0.61 m	2	2	3	3	3	3	4	4	4	4	5
11.	MP 135	Horizontal brace (railing), 1.80 m		2		2	2	4	6	8	8	10	12
12.	MP 113	Vertical diagonal, 2.44 m	2	2	4	4	6	6	8	8	10	10	12
13.	MP 124	Transverse toe board, 1.50 m	2	2	4	4	4	4	6	6	6	6	8
14.	MP 119	Longitudinal toe board, 1.80 m	2	2	4	4	4	4	6	6	6	6	8
15.	MP 120	Double railing, 1.80 m	2	2	4	4	4	4	4	4	4	4	4
Scaffolding weight [kg]			160.3	175.08	244.74	290.72	311.42	326.20	393.24	408.02	428.72	443.50	510.54
Working height [m]			4.2	5.0	6.1	6.9	8.0	8.9	9.9	10.8	11.9	12.7	13.8
Scaffolding height [m]			3.5	4.6	5.4	6.5	7.4	8.5	9.3	10.4	11.2	12.3	13.1
Working platform height [m]			2.2	3.0	4.1	4.9	6.0	6.9	7.9	8.8	9.9	10.7	11.8

NOTE: The scaffolding height includes the wheels and the fully extended adjustable base jack.
The assumed mobile set height: H = 325 mm



Series MP 1000
working platform, 2.85 x 0.75 m

MP 1000 scaffolding configurations

The MP 1000 range is the most popular scaffolding among our customers. The scaffolding may be used for a variety of applications and you can successfully use it in many construction and industrial fields. The product features simple design, easy assembly, good price. The table below presents the ranges of the scaffolding height, platform height and working height. These dimensions proof the huge flexibility of the assembly which is adopted to individual needs. The scaffolding assembly and disassembly duration always depends on the connection method – the provided automatic clamps allow you to efficiently and quickly assemble and disassemble the scaffolding.

Table 4. List of MP 1000 configurations with the mobile scaffolding guide beam


Lp.	Symbol	Component name	MP 1002	MP 1003	MP 1004	MP 1005	MP 1006	MP 1007	MP 1008	MP 1009	MP 1010	MP 1011	MP 1012
1.	MP 116	Mobile scaffolding wheel, Ø200 mm	4	4	4	4	4	4	4	4	4	4	4
2.	MP 114	Adjustable base jack with two nuts, 0.80 m	4	4	4	4	4	4	4	4	4	4	4
3.	MP 101	Mobile scaffolding guide beam, 1.80 m	2	2	2	2	2	2	2	2	2	2	2
4.	MP 106	Stiffening connector, 2.85 m	2	2	2	2	2	2	2	2	2	2	2
5.	MP 122	Horizontal diagonal, 2.95 m	1	1	1	1	1	1	1	1	1	1	1
6.	MP 102	Load-bearing frame, 2.00 x 0.75 m	2	4	4	6	6	8	8	10	10	12	12
7.	MP 103	Front frame, 1.10 x 0.75 m	2	—	2	—	2	—	2	—	2	—	2
8.	MP 112	Spring pin	8	8	12	12	16	16	20	20	24	24	28
9.	MP 104	Access platform with a hatch, 2.85 x 0.61 m	1	1	2	2	2	2	3	3	3	3	4
10.	MP 111	Transverse toe boards, 0.75 m	2	2	4	4	4	4	6	6	6	6	8
11.	MP 110	Longitudinal toe board, 2.85 m	2	2	4	4	4	4	6	6	6	6	8
12.	MP 109	Vertical diagonal, 3.29 m	2	2	4	4	6	6	8	8	10	10	12
13.	MP 107	Horizontal brace (railing), 2.85 m	1	3	5	7	7	9	11	13	13	15	17
14.	MP 105	Railing girder, 2.85 m	2	2	2	2	2	2	2	2	2	2	2
15.	MP 153	Bottom step	1	1	1	1	1	1	1	1	1	1	1
Scaffolding weight [kg]			193.84	206.24	266.94	279.34	296.18	292.58	353.28	365.68	382.52	394.92	455.62
Working height [m]			4.3	5.2	6.3	7.1	8.2	9.0	10.1	10.9	12.0	12.9	13.9
Scaffolding height [m]			3.7	4.5	5.6	6.4	7.5	8.3	9.4	10.3	11.4	12.2	13.3
Working platform height [m]			2.3	3.2	4.3	5.0	6.2	7.0	8.1	8.9	10.0	10.9	11.9

NOTE: The scaffolding height includes the wheels and the fully extended adjustable base jack.
The assumed mobile set height: H = 325 mm

Table 5. List of the MP 1000 configurations with the support

Lp.	Symbol	Component name	MP 1002	MP 1003	MP 1004	MP 1005	MP 1006	MP 1007	MP 1008	MP 1009	MP 1010	MP 1011	MP 1012
1.	MP 116	Mobile scaffolding wheel, Ø200 mm	4	4	4	4	4	4	4	4	4	4	4
2.	MP 138	Adjustable base jack with a nut and a wing screw, 0.80 m	4	4	4	4	4	4	4	4	4	4	4
3.	MP 147	Ballast support foot	4	4	4	4	4	4	4	4	4	4	4
4.	MP 130	Articulated support, 1.50 m	4	4	4	4	4	4	4	4	4	4	4
5.	MP 122	Horizontal diagonal, 2.95 m	1	1	1	1	1	1	1	1	1	1	1
6.	MP 102	Load-bearing frame, 2.00 x 0.75 m	2	4	4	6	6	8	8	10	10	12	12
7.	MP 103	Front frame, 1.10 x 0.75 m	2	—	2	—	2	—	2	—	2	—	2
8.	MP 112	Spring pin	4	4	8	8	12	12	16	16	20	20	24
9.	MP 104	Access platform with a hatch, 2.85 x 0.61 m	1	1	2	2	2	2	3	3	3	3	4
10.	MP 111	Transverse toe boards, 0.75 m	2	2	4	4	4	4	6	6	6	6	8
11.	MP 110	Longitudinal toe board, 2.85 m	2	2	4	4	4	4	6	6	6	6	8
12.	MP 109	Vertical diagonal, 3.29 m	2	2	4	4	6	6	8	8	10	10	12
13.	MP 107	Horizontal brace (railing), 2.85 m	2	4	6	6	8	10	12	14	14	16	18
14.	MP 105	Railing girder, 2.85 m	2	2	2	2	2	2	2	2	2	2	2
Scaffolding weight [kg]			189.32	201.72	262.42	269.32	291.66	304.06	364.76	377.16	394.00	406.40	467.10
Working height [m]			4.2	5.0	6.1	6.9	8.1	8.89	9.99	10.8	11.9	12.7	13.8
Scaffolding height [m]			3.5	4.3	5.4	6.8	7.3	8.2	9.3	10.1	11.2	12.1	13.2
Working platform height [m]			2.2	3.0	4.1	4.9	6.1	6.9	7.99	8.8	9.9	10.7	11.8

NOTE: The scaffolding height includes the wheels and the fully extended adjustable base jack.
The assumed mobile set height: H = 355 mm.



Series MP **2000**
working platform, 2.85 x 1.50 m

MP 2000 scaffolding configurations

The modern aluminium MP 2000 mobile scaffolding is offered in two versions: with and without the mobile scaffolding guide beam. This solution will meet the most sophisticated requirements. Owing to the dimensions of 2.85 x 1.50 m you can comfortably work at heights and feel safe. The MP 2000 scaffolding is an ideal addition to the frame scaffolding range. The working height of 12.85 m, possibility to install the platforms every 1 m and the mobile scaffolding wheels provide you with a fast and safe access to the working bay. By using the conventional components used in the whole mobile scaffolding range you can develop the existing ranges.

Table 6. MP 2000 configuration without the mobile scaffolding guide beam

Lp.	Symbol	Component name	MP 2002	MP 2003	MP 2004	MP 2005
1.	MP 116	Mobile scaffolding wheel, Ø200 mm	4	4	4	4
2.	MP 138	Adjustable base jack with a nut and screw	4	4	4	4
3.	MP 125	Base connector, 2.85 m	1	1	1	1
4.	MP 126	Load-bearing frame, 2.00 x 1.50 m	2	4	4	6
5.	MP 127	Front frame, 1.10 x 1.50 m	2	—	2	—
6.	MP 108	Lower platform frame, 0.70 m	2	2	2	2
7.	MP 112	Spring pin	4	4	8	8
8.	MP 104	Access platform with a hatch, 2.85 x 0.61 m	1	1	2	2
9.	MP 115	Aluminium platform with plywood, 2.85 x 0.61 m	2	2	3	3
10.	MP 109	Vertical diagonal, 3.29 m	2	2	4	4
11.	MP 107	Horizontal brace (railing), 2.85 m	—	—	4	6
12.	MP 124	Transverse toe board, 1.50 m	2	2	4	4
13.	MP 110	Longitudinal toe board, 2.85 m	2	2	4	4
14.	MP 105	Railing girder, 2.85 m	2	2	2	2
Scaffolding weight [kg]			194.65	205.51	299.38	315.74
Working height [m]			4.2	5.0	6.1	6.9
Scaffolding height [m]			3.51	4.34	5.44	6.26
Working platform height [m]			2.2	3.0	4.1	4.9

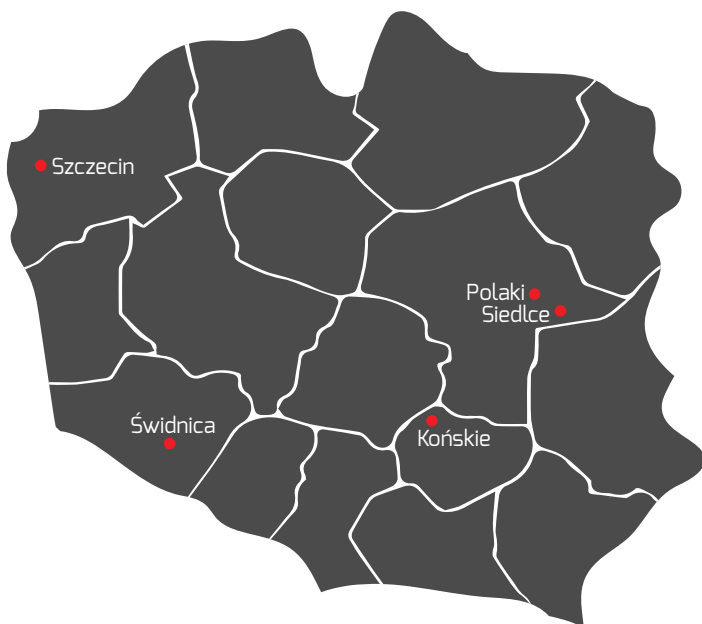
NOTE: The scaffolding height includes the wheels and the fully extended adjustable base jack. The assumed mobile set height: H = 325 mm.

Table 7. MP 2000 configuration with the mobile scaffolding guide beam

Lp.	Symbol	Component name	MP 2002	MP 2003	MP 2004	MP 2005	MP 2006	MP 2007	MP 2008	MP 2009	MP 2010	MP 2011
1.	MP 116	Mobile scaffolding wheel, Ø200 mm	4	4	4	4	4	4	4	4	4	4
2.	MP 114	Adjustable base jack with two nuts	4	4	4	4	4	4	4	4	4	4
3.	MP 128	Telescopic mobile scaffolding guide beam	2	2	2	2	2	2	2	2	2	2
4.	MP 106	Stiffening connector, 2.85 m	2	2	2	2	2	2	2	2	2	2
5.	MP 126	Load-bearing frame, 2.00 x 1.50 m	2	4	4	6	6	8	8	10	10	12
6.	MP 127	Front frame, 1.50 x 1.10 m	2	—	2	—	2	—	2	—	2	—
7.	MP 112	Spring pin	8	8	12	12	16	16	20	20	24	24
8.	MP 104	Access platform with a hatch, 2.85 x 0.61 m	1	1	2	2	2	2	3	3	3	3
9.	MP 115	Aluminium platform with plywood, 2.85 x 0.61 m	2	2	3	3	3	3	4	4	4	4
10.	MP 124	Transverse toe board, 1.50 m	2	2	4	4	4	4	6	6	6	6
11.	MP 110	Longitudinal toe board, 2.85 m	2	2	4	4	4	4	6	6	6	6
12.	MP 109	Vertical diagonal, 3.29 m	2	2	4	4	6	6	8	8	10	10
13.	MP 107	Horizontal brace (railing), 2.85 m	—	—	4	6	6	8	10	12	12	14
14.	MP 105	Railing girder, 2.85 m	2	2	2	2	2	2	2	2	2	2
Scaffolding weight [kg]			298.70	309.56	403.43	419.79	441.77	458.13	546.50	562.86	584.84	601.20
Working height [m]			4.3	5.2	6.3	7.1	8.2	9.0	10.1	10.9	12.0	12.8
Scaffolding height [m]			3.6	4.5	5.6	6.4	7.5	8.3	9.5	10.3	11.4	12.2
Working platform height [m]			2.3	3.2	4.3	5.1	6.2	7.0	8.1	8.9	10.0	10.8

NOTE: The scaffolding height includes the wheels and the fully extended adjustable base jack.
The assumed mobile set height: H = 325 mm.

8. LOCALIZATION OF ALTRAD-MOSTOSTAL



SALE

- **Altrad-Mostostal Sp. z o.o. (Siedlce)**
+48 25 644 72 84

RENT

- **Altrad Montaż Sp. z o.o. (Polaki)**
GSM 694 461 182
- **Altrad - Prymat Sp. z o.o. (Świdnica)**
GSM 608 383 497
- **Altrad - Końskie Sp. z o.o. (Końskie)**
GSM 608 362 364
- **Altrad - Pomorze Sp. z o.o. (Szczecin)**
GSM 601 711 584

Katarzyna Kalicka – Sales Manager

(mazowieckie, podlaskie, łódzkie, warmińsko-mazurskie)

GSM +48 604 481 381

e-mail: k.kalicka@altrad-mostostal.pl

Jarostaw Sawicki – Sales Manager

(pomorskie, kujawsko-pomorskie, wielkopolskie, dolnośląskie, opolskie)

GSM +48 602 578 861

e-mail: j.sawicki@altrad-mostostal.pl

Jacek Goss – Sales Manager

(lubelskie, świętokrzyskie, małopolskie, podkarpackie, śląskie, lubuskie, zachodniopomorskie)

GSM +48 602 578 860

e-mail: j.goss@altrad-mostostal.pl


Bogdan Bentkowski – Sales Manager

GSM +48 602 578 862

e-mail: b.bentkowski@altrad-mostostal.pl



/altradmostostal







MOSTOSTAL
SCAFFOLDING
FORMWORK

ALTRAD-MOSTOSTAL Spółka z o.o.
ul. Starzyńskiego 1, 08-110 Siedlce - Poland
Tel. +48 25 644 72 84 - Fax +48 25 633 32 78 - Email: handlowy@altrad-mostostal.pl
www.altrad-mostostal.pl

04.2022

